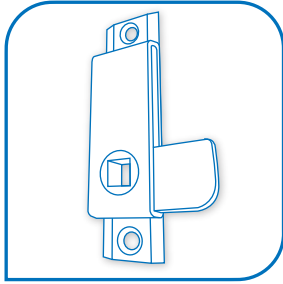
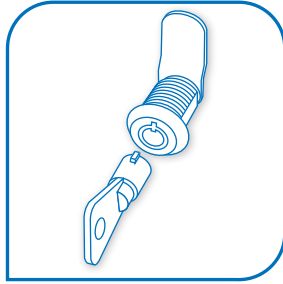


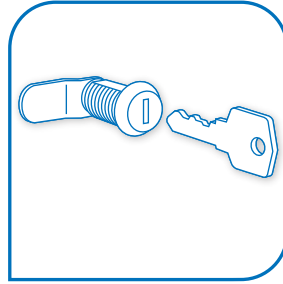
Locking Options



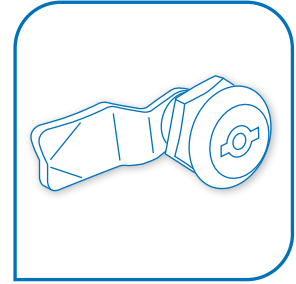
Budget Lock
Standard on most doors, operated with a plastic Tee Key.



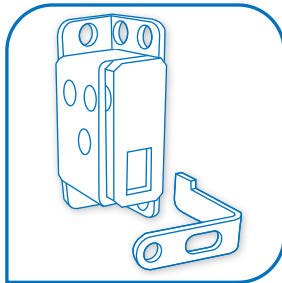
Tamper-proof Lock
High security lock with key operation.




Key Lock
A cylinder lock operated by a key for extra security.



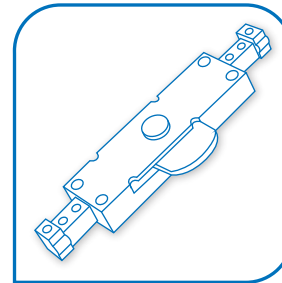
Waterproof Quarter Turn Lock
Key cannot be removed when unlocked.



Touch Catch
Heavy duty pressure latch.



Slotted Cam Lock
Operated by a coin or a flat headed screwdriver.



Three-way Locking
A tongue locks the panel centrally with 2 rods locking into the sides of the frame. Operated in one turn by a Tee Key.

Locking Options Selector

S = Standard * = Optional

Codes	Budget Lock	Slotted Cam Lock	Touch Catch	Three-way Locking	Tamper Proof Lock	Key Lock	Waterproof Quarter Turn Lock	Ball Catch
APD.MD.PF	S		*	*	*	*	*	
APD.MD.BF	S		*	*	*	*	*	
APD.PB.BF	S			*				
APD.MD.PF/B1							*	
APD.MD.BF/B2							*	
Fire Rated								
APD.MD.PF/FR60/120				S	*	*	*	
APD.MD.BF/FR60/120				S	*	*	*	
APD.PB.BF/FR60/120				S				
Tiled								
APD.CTD	S		*	*			*	*
Plastic								
APD.PLAS								